



NEW ONLINE EXPERIENCE

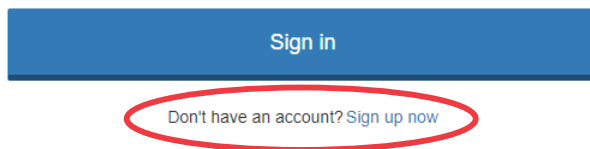
The new YMCA online experience conveniently enables you to purchase services and memberships, register for programs, and manage your account.

NEW TO THE YMCA? HERE'S HOW TO CREATE YOUR ONLINE YMCA ACCOUNT!

STEP 1 Go to northernalberta.ymca.ca/register.

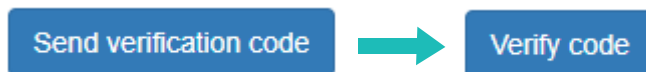
STEP 2 Click on the 'LOGIN' button at the top right-hand of the page.

STEP 3 Click the 'Sign up now' link at the bottom of the dialogue box that opens.

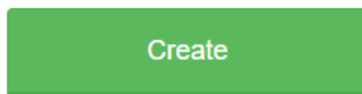


STEP 4 Create a username and password and enter your email address.

STEP 5 Verify your email address. Click the blue 'Send verification code' button and we'll email you the code. After you retrieve it from your email, copy it into the 'Verification code' field and click 'Verify code'.



STEP 6 Click the green 'Create' button!



STEP 7 Fill in your name and date of birth. Click the forward arrow to proceed.

STEP 8 Enter your address and contact details, then click 'CONFIRM'.

STEP 9 You're ready to browse! If you'd like to edit your personal information, just click 'MY ACCOUNT' at the top of the page.

Thank you for setting up your new online account! Need help? Phone 1-866-421-9622, email ContactCentre@northernalberta.ymca.ca or visit northernalberta.ymca.ca.